

Organized
For A
MISSION

A Guide For Parents & Missionaries

CHECKLISTS & FORMS

✠

Marie Calder Ricks

Organized For A Mission

When the Mission Call Comes, Go to Work

- Missionary Farewell INVITATION - Elders	1
- Missionary Farewell INVITATION – Sisters	2
- Internet Usernames and Passwords FORM	3
- Dad and Mom CHECKLIST	4
- Missionary CHECKLIST	5
- Siblings, Extended Family, and Friends CHECKLIST	5

Items to Buy and Take

- Items to Buy and Take FORM	6
- Bigger Investments CHECKLIST	7
- Clothing for Elders and Sisters CHECKLIST	8
- Clothing Specifically for Elders CHECKLIST	9
- Clothing Specifically for Sisters CHECKLIST	10
- Additional Useful Items CHECKLIST	11

Other Financial Needs to Consider CHECKLIST 12

Preparation of Essential Kits CHECKLIST 13-14

What You Need From Home CHECKLIST..... 15

Packing for Easier Travel CHECKLIST 16

Starting Out Right, Right Away

- Missionary Cleaning SHEETS	17-18
- Starting out Right, Right Away CHECKLIST	19

What It Will Be Like CHECKLIST 20

It Doesn't End When The Mission Does

- Homecoming INVITATION - Elders	21
- Homecoming INVITATION – Sisters	22

Making It Easier the Next Time Around

How much to save for the next missionary's departure, CHART 1	23
How much to save for the next missionary's departure, CHART 2	24
How much to save for the next missionary's departure, CHART 3	25

Dear Family and Friends:

We wanted to let you know that _____ has recently received a mission call from the Church of Jesus Christ of Latter-day Saints. He will be spending the next two years serving in the _____ mission.

He will travel from _____ on _____ to enter the _____ Missionary Training Center. It is there he will learn the _____ language and prepare for his missionary labors.

He will be leaving the Missionary Training Center on _____ to begin his labors in the field and will be serving until approximately _____.

If you are interested in contacting him during his time in the Missionary Training Center you can write to:

As only parents and siblings are allowed to communicate with missionaries by email, if you are interested in contacting him in the mission field, the address to use is:

Our missionary will be speaking at our church services in the building located at _____ on Sunday, _____. Please feel free to write us with any questions.

Sincerely,

Dear Family and Friends:

We wanted to let you know that _____ has recently received a mission call from the Church of Jesus Christ of Latter-day Saints. She will be spending the next eighteen months serving in the _____ mission.

She will travel from _____ on _____ to enter the _____ Missionary Training Center. It is there she will learn the _____ language and prepare for her missionary labors.

She will be leaving the Missionary Training Center on _____ to begin her labors in the field and will be serving until approximately _____.

If you are interested in contacting her during her time in the Missionary Training Center you can write to:

As only parents and siblings are allowed to communicate with missionaries by email, if you are interested in contacting her in the mission field, the address to use is:

Our missionary will be speaking at our church services in the building located at _____ on Sunday, _____. Please feel free to write us with questions.

Sincerely,

Name _____



	Internet site	User name	Email address	Password	Date
1					
2					
3					
4					
5					
6					
7					
8					
9					
10					
11					
12					
13					
14					
15					
16					
17					
18					
19					
20					

When the Mission Call Comes, Go To Work Checklist

Dads –

- Missionary Packet.
- Finances.
- Wall Map.

Moms –

- Worry List.
- Missionary Packet.
- Calendar Calculation.
- Stash Shelf.
- Shot Records.
- Thank You Supplies.
- Mission Announcement Letter.
- “Mission Preparations” Binder.
 - One 2” view binder
 - Five+ tabbed dividers
 - Binder pencil holder
 - Pens and pencils
 - Lined paper
 - Sheet protectors
 - Cardstock
 - Monthly calendars

- Yearly calendars
- Sentimental Activities List.
- “Stay-At-Home” Missionary Journals
 - Two 2” view binders
 - 50+ sheets cardstock
 - 50+ sheet protectors
 - Scrapbook mounting squares
 - Scrapbook pens
- “Missionary Affairs” Binder.
 - One 2” view binder
 - Five+ tabbed dividers
- “Missionary Affairs” Wall Calendar.
- Stationery, Address Labels, and Stamps.
- File Clerk Decision.
- Physical/Dental Exam Appointments.

When the Call Comes, Go To Work Checklist (continued)

Missionary –

- Missionary Packet.
- Patriarchal Blessing and Temple Endowment.
- Mission Internet Site.
- Foreign Language Preparations.
- Mission Preparation Supplies.
 - Clipboard
 - Storage boxes
 - Packing materials
 - Permanent marking pen
 - Packing tape
- “Items to Take” List.
- “Items to Discard” List.
- “Items to Pack and Store” List.
- “Items to Share” List.
- “Projects to Finish and Put Away” List.

- “Financial and Other Arrangements to Make” List.
- “Usernames and Passwords” List.
- See “Office Kit” under “Preparation of Essential Kits” on page 122 for information about stationery, envelopes, and postage for the missionary’s use.

Siblings, Extended Family, and Friends –

- Special Activity.
- Pictures.
- Writing Materials.
 - Stationery and envelopes
 - Address labels
 - Return address labels
 - Stamps

Items to Buy and Take – Bigger Investments Checklist

- Bicycle.
- Books.
 - *True To The Faith*
 - *Jesus the Christ*
 - *Our Heritage: A Brief History of The Church of Jesus Christ of Latter-day Saints*
 - *Our Search for Happiness*
- Camera.
- Eyeglasses or Contacts.
- Journals, Daily.
- Journals, Study.
- Luggage.
- Music CD Players.
- Razor.
- Scriptures.
- Watch.

Items to Buy and Take – Clothing for Elders and Sisters Checklist

- Belts.
- Earmuffs.
- Flip-flops.
- Garments.
- Gloves.
- Gym clothes.
- Handkerchiefs.
- Outerwear, Overcoat.
- Outerwear, Raincoat.
- Pajamas.
- Scarf.
- Shoes, Tennis.
- Shoes, Walking.
- Thermals.
- Work Clothing.

Items to Buy and Take – Clothing Specifically For Elders Checklist

- Baptism Clothing, Pants.
- Baptism Clothing, Shirt.
- Baptism Clothing, Tie.
- Boots – Colder Climate Missions.
- Dress Slacks.
- Gym Clothes.
- Hat.
- Preparation Day Clothing.
- Shirts.
- Shoes, Tennis.
- Shoes, Walking.
- Socks.
- Sports Protection or Supportive Undergarments.
- Suits.
- Sweater.
- Ties.

Items to Buy and Take – Clothing Specifically For Sisters Checklist

- | | |
|--|--|
| <input type="checkbox"/> Blouses. | <input type="checkbox"/> Scarves. |
| <input type="checkbox"/> Boots – Colder Climate Missions. | <input type="checkbox"/> Shoes, Tennis. |
| <input type="checkbox"/> Dresses. | <input type="checkbox"/> Shoes, Walking. |
| <input type="checkbox"/> Feminine Needs. | <input type="checkbox"/> Skirts. |
| <input type="checkbox"/> Gym Clothes. | <input type="checkbox"/> Slips. |
| <input type="checkbox"/> Hats. | <input type="checkbox"/> Socks. |
| <input type="checkbox"/> Jackets. | <input type="checkbox"/> Suits. |
| <input type="checkbox"/> Jewelry. | <input type="checkbox"/> Sunday Clothes. |
| <input type="checkbox"/> Jumpers. | <input type="checkbox"/> Sweaters. |
| <input type="checkbox"/> Leggings – Colder Climate Missions. | <input type="checkbox"/> Tights. |
| <input type="checkbox"/> Nylons. | <input type="checkbox"/> Underclothing. |
| <input type="checkbox"/> Preparation Day Clothing. | <input type="checkbox"/> Vests. |

Items to Buy and Take – Additional Useful Items Checklist

- | | |
|---|--|
| <ul style="list-style-type: none"><input type="checkbox"/> Alarm Clock.<input type="checkbox"/> Backpack.<input type="checkbox"/> Bed Pillowcases.<input type="checkbox"/> Bed Sheets.<input type="checkbox"/> Consecrated Oil Container.<input type="checkbox"/> Converters, Adapters/Transformers<input type="checkbox"/> Flashlight.<input type="checkbox"/> Hair Care Appliances (for Sisters).<input type="checkbox"/> Hangers.<input type="checkbox"/> Insoles.<input type="checkbox"/> Laundry Bag.<input type="checkbox"/> Luggage Locks.<input type="checkbox"/> Makeup and Makeup Container.<input type="checkbox"/> Missionary Bag.<input type="checkbox"/> Music CDs.<input type="checkbox"/> Pens and Pencils.<input type="checkbox"/> Safe, Body.<input type="checkbox"/> Shoe Bags. | <ul style="list-style-type: none"><input type="checkbox"/> Spray Bottle.<input type="checkbox"/> Sunscreen.<input type="checkbox"/> Three-ring Binder, Lined Paper, and Sheet Protectors.<input type="checkbox"/> Toiletries and Toiletries Bag.<ul style="list-style-type: none">Essential:<ul style="list-style-type: none">▪ Comb▪ Dental floss▪ Deodorant▪ Hand soap▪ Lotion▪ Shampoo▪ Toothbrush▪ ToothpasteOptional:<ul style="list-style-type: none">▪ Foot powder▪ Hair brush▪ Hair gel▪ Lotion▪ Mouthwash<input type="checkbox"/> Umbrella.<input type="checkbox"/> Washcloths, Hand Towels, and Bath Towels.<input type="checkbox"/> Waterproofing Gel, Paste, or Spray.<input type="checkbox"/> Writing Materials.<input type="checkbox"/> Ziploc Bags. |
|---|--|

Other Financial Needs To Consider Checklist

- Cash for the Missionary Training Center and Traveling.
- Driver's License Renewal Costs.
- Food and Paper Products.
- Gas and Other Transportation Costs.
- Passport Preparation.
- Phone Calls.
- Postage.
- Shots and Preventive Medications, Pre-Mission.
- Shots and Preventive Medications, Missionary Training Center.

Preparation of Essential Kits Checklist

First Aid Kit.

- Alcohol
- Antibiotic Ointment
- Anti-fungal Ointment
- Anti-itch Ointment
- Band-aids
- Cold Medications
- Cotton Balls
- Fever Medications
- Hydrocortisone Cream
- Insect Repellent
- Nail Clippers, Fingernail
- Nail Clippers, Toe
- Pain Medications
- Prescriptions
- Q-tips
- Thermometer
- Tweezers
- Vitamins

Office Kit.

- Calculator
- Corkboard Pins
- Envelopes
- Glue Sticks
- Mailing Labels
- Paper Clips
- Pencils and Sharpener
- Pens
- Post-it Notes (or small pads of scratch paper)
- Rubber Bands
- Permanent Marking Pens
- Scissors, Paper
- Stamps
- Stationery
- Tape, Scotch

Cooking Kit.

- Measuring Spoons and Cups
- A Conversion Table

Recipe Box.

- Recipe Cards

Repair Kit.

- Tape, Duct
- Tape, Masking
- Tape, Packing
- Miniature Screwdrivers
- Larger Screwdriver (with various heads)
- Small Pliers

Sewing Kit.

- Patches & Matching Thread
- Spare Buttons & Thread
- Thin Yarn
- Two Larger, Blunt-ended Needles
- Smaller, Sharp-ended Needles
- Egg, Wooden
- Safety Pins
- Scissors, Small Sewing Straight Pins

Preparation of Essential Kits Checklist (continued)

Shoeshine Kit.

- Shoe Polish
- Shoe Horn
- Shoe Cloth
- Shoe Brush

Spares Kit.

- Alarm Clock Batteries
- Calculator Batteries
- Camera Batteries
- Camera Memory Card
- Flashlight Batteries
- Flashlight Bulb
- Insoles
- Nail Clippers, Fingernail
- Nail Clippers, Toe
- Shoelaces, Tennis Shoe
- Shoelaces, Dress Shoes
- Watch Batteries

Vital Documents Kit.

- Copy of Birth Certificate
- Copy of Driver's License
- Copy of Mission Call
- Copy of Passport
- Copy of Patriarchal Blessing
- Copy of Shot Records

Comfort Kit.

- Peanut Butter
- Maple Syrup Extract
- Sentimental Item(s)

What You Need From Home Checklist

Pictures.

- A recent photo of your immediate family
- Yourself as a younger child
- An older photo of your complete family if it includes members who have passed away
- You and your friends
- Your local temple or church building
- Your extended family including grandparents (if possible)
- Your home or a picture of your community
- Other appropriate photos to share

Pillow.

Something Very Personal.

Packing For Easier Travel Checklist

Questions to be asked:

- Will it all fit in the luggage?
- Will it weigh too much for air travel without paying heavy penalties?
- Can your missionary handle all the luggage pieces alone?
- If flying, have any liquids, sharp objects, or other inappropriate items been removed from the carry-on bags, purses, and pockets?

Documents for Local Missionary Training Center.

- Immunizations/Preventive Medication Requirements Form (often found in the Missionary Packet)
- Driver's License or Photo Identification Card
- Passport
- Temple Recommend
- Visa

Information and Documents for Foreign Missionary Training Center.

- Contact Information for Missionary Training Center (and instructions of what to do and whom to call, if necessary, upon arrival at the foreign destination)
- Immunizations/Preventive Medication Requirements Form
- Driver's License or Photo Identification Card
- Passport
- Temple Recommend
- Visa

Missionary Clean a Bathroom!

- Several tools will be needed: Two clean, dry cleaning cloths (washcloths or sponges), cleaner in a spray bottle, latex gloves, broom and dustpan, cup, and elbow grease.
- Discard trash in the wastebasket
- Put all dirty clothes in laundry basket
- Shake rugs & leave outside bathroom door
- Put away all items:
 - o Put in their rightful place in bathroom or
 - o Put away in their rightful "home"
- Straighten towels
- Close vanity, drawers, and cupboard doors
- Clean mirrors with cleaning cloth
- Wipe down counters, clean sinks, and shine taps
- Scrub and rinse bathtub/shower, enclosure, and taps
- Shine bathtub/shower taps
- Sweep and wipe up/mop floor
- Clean toilet tank top, lid and seat (outside and in), exterior, rim, and bowl. Flush.
- Wipe outside of toilet with dry cleaning cloth and put down toilet lid
- Confirm there is enough toilet paper on roll
- Put cleaning cloths in the laundry basket
- Empty wastebasket, reline, & return to bathroom
- Return rugs and straighten



Missionary Clean a Kitchen!

- Several tools will be needed: Two clean, dry cleaning cloths (washcloths or sponges), cleaner in a spray bottle, a broom and dustpan, a mop, and lots of elbow grease.
- Discard trash in the wastebasket
- Clear dishes and other items from table, counters, and top of frig:
 - o Put dishes sink full of hot water, wash and put away
 - o Put other items away in rightful "home"
- Shake rugs and leave outside kitchen door
- Wipe down table and counters
- Clean kitchen chair backs, fronts, seats, and legs
- Clean microwave and/or stove – wipe down exterior, dials, pans underneath stove elements
- Clean refrigerator – wipe front, sides, and top
- Empty the refrigerator and discard any blue, green, or smelly items right away. Yuk!
- Wipe down the inside of the refrigerator
- Return good food and condiments back to frig
- Move chairs, sweep and mop kitchen floor
- Clean mop and put away
- Push chairs in around the table
- Clean and dry sink and put cleaning cloths in the laundry basket
- Empty wastebasket, reline, and return to kitchen
- Return rugs and straighten



Missionary Clean a Bedroom!

- Several tools will be needed: Two clean, dry cleaning cloths (washcloths or sponges), cleaner in a spray bottle, a vacuum (carpet), a broom & dustpan and mop bucket of cleaning solution (flooring), and more elbow grease.
 - Discard trash in the wastebasket & empty it
 - Put away all items:
 - Put in their rightful place in bedroom
- OR
- Put away in their rightful “home”
 - Put dirty clothes in laundry basket
 - Shake rugs and leave outside bedroom door
 - Make bed, open curtains, close doors & drawers
 - Dust bedroom window sill, chest of drawers, desk, chair, lamp, and all other flat surfaces
 - Arrange items neatly on desk
 - Dry/wet mop floor and/or vacuum carpet
 - Put cleaning cloths in the laundry basket
 - Rinse the mop with clean water and put away
 - Return rugs to rightful place



Missionary Clean a Living Area!

- Several tools will be needed: Two clean, dry cleaning cloths (washcloths or sponges), cleaner in a spray bottle, a mop and/or vacuum, and elbow grease.
 - Discard trash in the wastebasket
 - Put away all items:
 - Put in their rightful place in living area
- OR
- Put away in their rightful “home”
 - Straighten cushions on couches and chairs, items on end tables, and anywhere else
 - Open blinds/curtains
 - Shake rugs and leave outside living area door
 - Dust window sills, tables, lamps, and all other flat surfaces
 - Dry/wet mop floor and/or vacuum carpet
 - Empty the wastebasket, reline, and return to its rightful place
 - Put washcloths or sponges in the laundry basket
 - Return rugs to their rightful place



Starting Out Right, Right Away Checklist

Personal Habits.

Exercise Habits.

Grooming Habits.

Obedience Habits.

Reading Habits.

Social Skills.

Budgeting Skills.

Shopping Skills.

Cooking Skills.

Practice cooking:

- Rice
- Pasta
- Potatoes
- Boiled eggs

Learn to fry:

- Pancakes
- French toast
- Fried and scrambled eggs
- Meat

Learn to make a sandwich.

Learn to cook simple meals.

Housecleaning Skills.

- Bathroom
- Kitchen
- Bedroom
- Living Area

Laundry Skills.

Ironing Skills.

Mending Skills.

What It Will Be Like Checklist

- Letters.
- Packages.
- Holidays.
- “Stay-At-Home” Missionary Journals.
- Correspondence.
- Employment, Post-Mission.
- Feelings, Emotions, and Special Experiences.
- Finances.
- Housing, Post-Mission.
- Rules.
- Thank You Notes.
- Taxes.
- Vehicle, Post-Mission.


Date _____

Dear Family and Friends,

As you may know, our son, _____, will soon complete his missionary service. He will be returning from the _____ mission on _____.

He will be speaking at our sacrament meeting at the _____ building located at _____ on _____ at _____.

We would like to invite you and your family to join us for this special occasion and also for a light meal served after our three-hour block meetings at _____ that same day at our home located at _____.



If you are able to come, we certainly would love to see you, but if not, we fully understand. We are inviting members from both our extended families and several close friends.

We hope to see you, if not on _____, then at any other time you could come by for a visit. We would always be glad to see you if the opportunity presents itself.

Love,


Date _____

Dear Family and Friends,

As you may know, our daughter, _____, will soon complete her missionary service. She will be returning from the _____ mission on _____.

She will be speaking at our sacrament meeting at the _____ building located at _____ on _____ at _____.

We would like to invite you and your family to join us for this special occasion and also for a light meal served after our three-hour block meetings at _____ that same day at our home located at _____.



If you are able to come, we certainly would love to see you, but if not, we fully understand. We are inviting members from both our extended families and several close friends.

We hope to see you, if not on _____, then at any other time you could come by for a visit. We would always be glad to see you if the opportunity presents itself.

Love

How much to save per month in preparation for the next missionary's departure! Chart #1

Months until mission / Amount to save	\$1,500	\$1,600	\$1,700	\$1,800	\$1,900	\$2K	\$2,100	\$2,200	\$2,300	\$2,400	\$2,500
1	\$1,500	\$1,600	\$1,700	\$1,800	\$1,900	\$2,000	\$2,100	\$2,200	\$2,300	\$2,400	\$2,500
2	\$750	\$800	\$850	\$900	\$950	\$1,000	\$1,050	\$1,100	\$1,150	\$1,200	\$1,250
3	\$500	\$533	\$567	\$600	\$633	\$667	\$700	\$733	\$767	\$800	\$833
4	\$375	\$400	\$425	\$450	\$475	\$500	\$525	\$550	\$575	\$600	\$625
5	\$300	\$320	\$340	\$360	\$380	\$400	\$420	\$440	\$460	\$480	\$500
6	\$250	\$267	\$283	\$300	\$317	\$333	\$350	\$367	\$383	\$400	\$417
7	\$214	\$229	\$243	\$257	\$271	\$286	\$300	\$314	\$329	\$343	\$357
8	\$188	\$200	\$213	\$225	\$238	\$250	\$263	\$275	\$288	\$300	\$313
9	\$167	\$178	\$189	\$200	\$211	\$222	\$233	\$244	\$256	\$267	\$278
10	\$150	\$160	\$170	\$180	\$190	\$200	\$210	\$220	\$230	\$240	\$250
11	\$136	\$145	\$155	\$164	\$173	\$182	\$191	\$200	\$209	\$218	\$227
12	\$125	\$133	\$142	\$150	\$158	\$167	\$175	\$183	\$192	\$200	\$208
13	\$115	\$123	\$131	\$138	\$146	\$154	\$162	\$169	\$177	\$185	\$192
14	\$107	\$114	\$121	\$129	\$136	\$143	\$150	\$157	\$164	\$171	\$179
15	\$100	\$107	\$113	\$120	\$127	\$133	\$140	\$147	\$153	\$160	\$167
16	\$94	\$100	\$106	\$113	\$119	\$125	\$131	\$138	\$144	\$150	\$156
17	\$88	\$94	\$100	\$106	\$112	\$118	\$124	\$129	\$135	\$141	\$147
18	\$83	\$89	\$94	\$100	\$106	\$111	\$117	\$122	\$128	\$133	\$139
19	\$79	\$84	\$89	\$95	\$100	\$105	\$111	\$116	\$121	\$126	\$132
20	\$75	\$80	\$85	\$90	\$95	\$100	\$105	\$110	\$115	\$120	\$125
21	\$71	\$76	\$81	\$86	\$90	\$95	\$100	\$105	\$110	\$114	\$119
22	\$68	\$73	\$77	\$82	\$86	\$91	\$95	\$100	\$105	\$109	\$114
23	\$65	\$70	\$74	\$78	\$83	\$87	\$91	\$96	\$100	\$104	\$109
24	\$63	\$67	\$71	\$75	\$79	\$83	\$88	\$92	\$96	\$100	\$104
25	\$60	\$64	\$68	\$72	\$76	\$80	\$84	\$88	\$92	\$96	\$100
26	\$58	\$62	\$65	\$69	\$73	\$77	\$81	\$85	\$88	\$92	\$96
27	\$56	\$59	\$63	\$67	\$70	\$74	\$78	\$81	\$85	\$89	\$93
28	\$54	\$57	\$61	\$64	\$68	\$71	\$75	\$79	\$82	\$86	\$89
29	\$52	\$55	\$59	\$62	\$66	\$69	\$72	\$76	\$79	\$83	\$86


How much to save per month in preparation for the next missionary's departure! Chart #2

Months until mission / Amount to save	\$1,500	\$1,600	\$1,700	\$1,800	\$1,900	\$2K	\$2,100	\$2,200	\$2,300	\$2,400	\$2,500
30	\$50	\$53	\$57	\$60	\$63	\$67	\$70	\$73	\$77	\$80	\$83
31	\$48	\$52	\$55	\$58	\$61	\$65	\$68	\$71	\$74	\$77	\$81
32	\$47	\$50	\$53	\$56	\$59	\$63	\$66	\$69	\$72	\$75	\$78
33	\$45	\$48	\$52	\$55	\$58	\$61	\$64	\$67	\$70	\$73	\$76
34	\$44	\$47	\$50	\$53	\$56	\$59	\$62	\$65	\$68	\$71	\$74
35	\$43	\$46	\$49	\$51	\$54	\$57	\$60	\$63	\$66	\$69	\$71
36	\$42	\$44	\$47	\$50	\$53	\$56	\$58	\$61	\$64	\$67	\$69
37	\$41	\$43	\$46	\$49	\$51	\$54	\$57	\$59	\$62	\$65	\$68
38	\$39	\$42	\$45	\$47	\$50	\$53	\$55	\$58	\$61	\$63	\$66
39	\$38	\$41	\$44	\$46	\$49	\$51	\$54	\$56	\$59	\$62	\$64
40	\$38	\$40	\$43	\$45	\$48	\$50	\$53	\$55	\$58	\$60	\$63
41	\$37	\$39	\$41	\$44	\$46	\$49	\$51	\$54	\$56	\$59	\$61
42	\$36	\$38	\$40	\$43	\$45	\$48	\$50	\$52	\$55	\$57	\$60
43	\$35	\$37	\$40	\$42	\$44	\$47	\$49	\$51	\$53	\$56	\$58
44	\$34	\$36	\$39	\$41	\$43	\$45	\$48	\$50	\$52	\$55	\$57
45	\$33	\$36	\$38	\$40	\$42	\$44	\$47	\$49	\$51	\$53	\$56
46	\$33	\$35	\$37	\$39	\$41	\$43	\$46	\$48	\$50	\$52	\$54
47	\$32	\$34	\$36	\$38	\$40	\$43	\$45	\$47	\$49	\$51	\$53
48	\$31	\$33	\$35	\$38	\$40	\$42	\$44	\$46	\$48	\$50	\$52
49	\$31	\$33	\$35	\$37	\$39	\$41	\$43	\$45	\$47	\$49	\$51
50	\$30	\$32	\$34	\$36	\$38	\$40	\$42	\$44	\$46	\$48	\$50
51	\$29	\$31	\$33	\$35	\$37	\$39	\$41	\$43	\$45	\$47	\$49
52	\$29	\$31	\$33	\$35	\$37	\$38	\$40	\$42	\$44	\$46	\$48
53	\$28	\$30	\$32	\$34	\$36	\$38	\$40	\$42	\$43	\$45	\$47
54	\$28	\$30	\$31	\$33	\$35	\$37	\$39	\$41	\$42	\$44	\$46
55	\$27	\$29	\$31	\$33	\$35	\$36	\$38	\$40	\$42	\$44	\$45
56	\$27	\$29	\$30	\$32	\$34	\$36	\$38	\$39	\$41	\$43	\$45
57	\$26	\$28	\$30	\$32	\$33	\$35	\$37	\$39	\$40	\$42	\$44
58	\$26	\$28	\$29	\$31	\$33	\$34	\$36	\$38	\$40	\$41	\$43

How much to save per month in how many years in preparation for the next missionary's departure! Chart #3

Years	Months/ Amount	\$1,500	\$1,600	\$1,700	\$1,800	\$1,900	\$2K	\$2,100	\$2,200	\$2,300	\$2,400
5	60	\$25	\$27	\$28	\$30	\$32	\$33	\$35	\$37	\$38	\$40
5.5	66	\$23	\$24	\$26	\$27	\$29	\$30	\$32	\$33	\$35	\$36
6	72	\$21	\$22	\$24	\$25	\$26	\$28	\$29	\$31	\$32	\$33
6.5	78	\$19	\$21	\$22	\$23	\$24	\$26	\$27	\$28	\$29	\$31
7	84	\$18	\$19	\$20	\$21	\$23	\$24	\$25	\$26	\$27	\$29
7.5	90	\$17	\$18	\$19	\$20	\$21	\$22	\$23	\$24	\$26	\$27
8	96	\$16	\$17	\$18	\$19	\$20	\$21	\$22	\$23	\$24	\$25
8.5	102	\$15	\$16	\$17	\$18	\$19	\$20	\$21	\$22	\$23	\$24
9	108	\$14	\$15	\$16	\$17	\$18	\$19	\$19	\$20	\$21	\$22
9.5	114	\$13	\$14	\$15	\$16	\$17	\$18	\$18	\$19	\$20	\$21
10	120	\$13	\$13	\$14	\$15	\$16	\$17	\$18	\$18	\$19	\$20
10.5	126	\$12	\$13	\$13	\$14	\$15	\$16	\$17	\$17	\$18	\$19
11	132	\$11	\$12	\$13	\$14	\$14	\$15	\$16	\$17	\$17	\$18
11.5	138	\$11	\$12	\$12	\$13	\$14	\$14	\$15	\$16	\$17	\$17
12	144	\$10	\$11	\$12	\$13	\$13	\$14	\$15	\$15	\$16	\$17
12.5	150	\$10	\$11	\$11	\$12	\$13	\$13	\$14	\$15	\$15	\$16
13	156	\$10	\$10	\$11	\$12	\$12	\$13	\$13	\$14	\$15	\$15
13.5	162	\$9	\$10	\$10	\$11	\$12	\$12	\$13	\$14	\$14	\$15
14	168	\$9	\$10	\$10	\$11	\$11	\$12	\$13	\$13	\$14	\$14
14.5	174	\$9	\$9	\$10	\$10	\$11	\$11	\$12	\$13	\$13	\$14
15	180	\$8	\$9	\$9	\$10	\$11	\$11	\$12	\$12	\$13	\$13
15.5	186	\$8	\$9	\$9	\$10	\$10	\$11	\$11	\$12	\$12	\$13
16	192	\$8	\$8	\$9	\$9	\$10	\$10	\$11	\$11	\$12	\$13
16.5	198	\$8	\$8	\$9	\$9	\$10	\$10	\$11	\$11	\$12	\$12
17	204	\$7	\$8	\$8	\$9	\$9	\$10	\$10	\$11	\$11	\$12
17.5	210	\$7	\$8	\$8	\$9	\$9	\$10	\$10	\$10	\$11	\$11
18	216	\$7	\$7	\$8	\$8	\$9	\$9	\$10	\$10	\$11	\$11
18.5	222	\$7	\$7	\$8	\$8	\$9	\$9	\$9	\$10	\$10	\$11
19	228	\$7	\$7	\$7	\$8	\$8	\$9	\$9	\$10	\$10	\$11

Also by Marie Calder Ricks:



Project Organization: Quick and Easy Ways to Organize Your Life

170+ pages of effective personal and home organization projects for home managers in all seasons of their lives.

House of Order Handbook

200+ pages of easy-to-follow instructions for setting up and maintaining an orderly home. This trade paperback includes some 80+ worksheets to help organize your paperwork, finances, and shopping needs. It teaches principles that work!

House of Order Handbook CD 82+ worksheets from the *House of Order Handbook* in .pdf file format for convenient printing on your home computer. It will make keeping organized easier as you complete each and every organization project.

Master Menu Cookbook 50+ spiral bound pages of great, simple recipes to get your Master Menu working every day of the week.

Stay-At-Home Housecleaning Plan Packet & Dividers 150+ index cards which detail the important daily, weekly, and more complex housework projects to keep your house neat and clean **plus** 21 laminated, cardstock dividers. *Instructions included.*

Working Person's Housecleaning Plan Packet & Dividers 165+ index cards which detail essential housework projects in a sequential manner to accommodate the more chaotic life while keeping the house clean **plus** 21 laminated, cardstock dividers. *Instructions included.*

Cleaning Standards Cards Five 8-1/2" x 11" heavy-duty laminated sheets, printed on both sides, that detail the essentials needed to get household jobs done right (whether you want the rooms "fast" cleaned, first side, or "deep" cleaned, second side).

Teaching Children to Work Packet & Dividers 150+ index cards which detail the vital skills children and/or teenagers need to survive in the real world as independent adults **plus** 12 laminated, cardstock dividers. *Instructions included.*

Family Information Binder Kit One 1" view binder and 75+ useful printed forms for a family of eight to keep track of the important information needed to run a family. *Instructions included.*

Organized for the Holidays Binder Kit One 1" view binder with instructions, five laminated dividers, 34 forms, and a place for your receipts, ALL to make for a more organized holiday season, this year and every year.

House of Order Tutorial CDs 25 three-minute home organization lessons in audio CD format for your easy and informative listening using the CD player in your vehicle or at home (while you wait at soccer games, piano lessons, or any other "down" time).

See www.houseoforder.com to order these items.